

Technical Specifications	Partner (4-Tyre)		Partner (6-Tyre)	
	3160 mm (10 ft) LB	4230 mm (14 ft) LB	3415 mm (11 ft) LB	4230 mm (14 ft) LB
Weight (kg)				
Gross Vehicle Weight (kg)	6250	7200	7490	7490
Rated Payload (FSD) (kg)	3760	4565	4885	4775
Load Body Dimensions (mm)				
Length (mm)	3160	4230	3415	4230
Width (HSD) (mm)	1960	2060		2060
Height (mm)	FSD : 460 – HSD : 1840			
Power Train	ZD30 Diesel Engine with DDTI (Double Overhead Camshaft, Common Rail, Direct Injection, Turbo Intercooled)			
Engine Type	2953 cc			
Displacement	103 kW (140 hp) @ 2750 rpm			
Maximum power (kW) @rpm	360 Nm @ 1350-2750 rpm			
Maximum Torque (Nm) @rpm	280 mm Diameter, Diaphragm, Push type, Single dry plate, Hydraulic actuated			
Clutch	Fully synchronised 5 speed gearbox Manual – Kinetic			
Transmission	90 L			
Fuel Tank Capacity (in litres)	BS VI (OBD 2)			
Emission Standard				
Suspension & Tyres	Parabolic, Overslung Suspension with Double acting Shock Absorbers			
Front Suspension	Front 3		Front 3	
No. of Leaf Springs (Front)	Semi elliptic (main), Overslung Suspension with Double acting Shock Absorbers		Semi elliptic (main), Overslung Suspension with Double acting Shock Absorbers	
Rear Suspension	6 Main + 2 Helper		6 Main + 4 Helper	
No. of Leaf Springs (Rear)	Front 2, Rear 2, Spare 1		Front 2, Rear 4, Spare 1	
No. of Tyres	8.25X16, 16PR		7.50X16, 16PR	
Tyre Size	1050		1042	
Loading Platform Height (mm)	1035		1035	
Turning Circle Radius (TCR) (m)	6.2		5.7	
Min. Ground Clearance (mm)	238		221	
Overall Dimensions (mm)				
Wheel Base (mm)	2685		2820	
Overall Length (mm)	4970		5170	
Overall Height (mm)	FSD : 2250 HSD : 2815		FSD : 2240 HSD : 2830	
Electricals	1 x 75 AH			
Battery	70A		70A (LS) 90A (LX)	
Alternator				
Steering	Power			
Steering System				
Brakes	Vacuum Assisted Hydraulic Brake			
Service Brake	No			
Exhaust Brakes	No		Yes	
Parking Brake	Transmission Mounted, Cable Operated			
ABS Option	No		Yes (Optional)	
Performance	18%			
Gradeability	18%		28%	

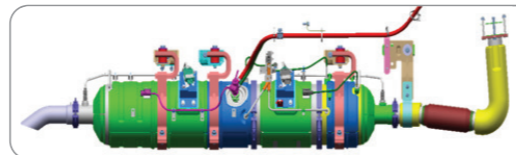
Features	Partner (4-Tyre)		Partner (6-Tyre)	
	LS	LS	LX	LX
Comfort & Convenience				
Tilttable Power Steering	✓	✓	✓	✓
Reclining & Sliding Driver Seats	✓	✓	✓	✓
Digital Clock (on instrument cluster)	✓	✓	✓	✓
Mobile Charging Point (12V)	✓	✓	✓	✓
Lockable Glove Box	X	X	✓	✓
Bottle Holder	✓	✓	✓	✓
Lockable Battery Box	✓	✓	✓	✓
AC with Heater Unit (HVAC)	✓	X	✓	✓
Windshield Defogger	X	X	✓	✓
Dual Tone Dash Board	✓	✓	✓	✓
Interiors				
Seat Material - Dual Tone	Vinyl	Vinyl	Fabric	Fabric
Moulded Roof & Door Trims	✓	✓	✓	✓
ELR Seat Belt (Driver and Co-Driver)	✓	✓	✓	✓
Safety				
Fog Lamp Provision	X	X	X	X
Vacuum-assisted Brakes with LCRV	✓	✓	✓	✓
Tilttable Cabin	✓	✓	✓	✓
Cable Type Gear Shift	✓	✓	✓	✓
Technology				
Low Vacuum in Brake Booster Indicator	✓	✓	✓	✓
Speed Limiting on ECU	✓	✓	✓	✓
Provision for Power Take-off (Mechanical)	✓	✓	✓	✓

*Terms and conditions apply. *Disclaimer: Under standard test conditions. Accessories shown are not a part of the standard equipment. The illustrations, colours shown are indicative only and the actual may vary. Ashok Leyland reserves the right to change specifications/designs without prior permission and notice, without any liability in view of our policy of continuous improvement, May 2023. *For ease of customer understanding. *The Standard Warranty (Vehicle & Rear Axle) is 2 years or 100 000 km whichever is earlier & the warranty on Driveline (Engine & Gearbox) is 3 years or 300 000 km* whichever is earlier.

ZYAADA TECHNOLOGY

ADVANCED Selective Catalytic Reduction (SCR) Technology - Better Reduction of NOx, CO, HC & PM

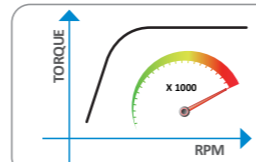
Greener and Cleaner Technology




ZYAADA POWER & ZYAADA MILEAGE



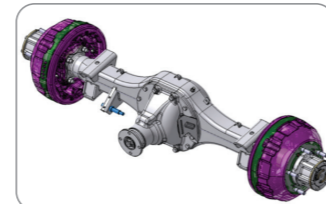
- Proven Japanese technology
- Powerful and fuel-efficient, ensuring better return on investment
- 16 valves and DDTI: Double Overhead Camshaft, Direct Injection, Turbo Intercooled, which ensures superior performance
- Flat Torque ensures lesser gear shifts, fatigue free driving and better Fuel Efficiency



ZYAADA DURABLE AGGREGATES



5 Speed Overdrive Synchro Gear Box



Heavy-Duty Axle



Front Parabolic Suspension and Rear Semi-elliptical Suspension

ZYAADA COMFORT



4 Point Suspension – For better Driver Comfort



Tilttable Cabin in Any Gear – Ease of Serviceability



Tilttable Power Steering



New Modern Digital Cluster



Safe and Ergonomic Interiors



Factory Fitted AC

- Service at Site Van for 24 x 7 Emergency Assistance
- 575+ Touch Points Pan India
- Attractive and Hassle Free Annual Maintenance Packages available
- Service Mandi : 40000 + Ashok Leyland Trained Mechanics

Reach out to us today!
Web: www.ashokleyland.com
Toll-free: 1800 1022 666

Authorised dealer:



ASHOK LEYLAND
Koi Manzil Door Nahin

Your Reliable PROFIT PARTNER in Progress


Presenting PARTNER BS6 with Superior Fuel Efficiency & Load Carrying Ability.



10%
More Fuel Efficiency

3[★]
YEAR WARRANTY*

PARTNER



Globally Proven Japanese Engine

i-Gen6 TECHNOLOGY
INNOVATIVE | INTELLIGENT | INDIAN

6 ka DUM

ZYAADA se ZYAADA PROFIT

PARTNER

MORE ON VALUE | LESS ON YOUR POCKET

1 Zyaada TECHNOLOGY

ADVANCED Selective Catalytic Reduction (SCR) Technology - Better Reduction of NOx, CO, HC & PM

Greener and Cleaner Technology



2 Zyaada POWER & Zyaada MILEAGE

Get MORE Mileage with Superior and Proven ZD30 Engine. Highly efficient Bosch 2.2 CRI Common Rail System with Advance Direct Injection

Best in Class Power & Torque
Power 103 kW (140 hp) | Torque 360 Nm 10*% More Mileage



3 Zyaada DURABLE AGGREGATES

- Advanced Gear Box with Dual Synchro Cones
- Bigger Clutch
- First in Class Cable Shift Gear Mechanism
- First in Class Parabolic Suspension

Reliable Performance Always!



4 Zyaada PAYLOAD AND LOADING SPACE

Bigger load body in length and side deck height – More usable space. Lesser Loading Platform height for easy loading and unloading.

Payload : upto 4885 kg



5 Zyaada COMFORT

- Modern Euro Cabin design which meets International Standards
- Narrow Cabin Width (1.9m) for better maneuverability.
- Front Tilt Cabin for ease of Serviceability
- Factory Fitted AC and Power Steering




6 Zyaada BHAROSA

- Engine & Transmission warranty of 3 years / 300 000 km which ensures complete Peace of Mind.
- High Reliability and Proven Performance

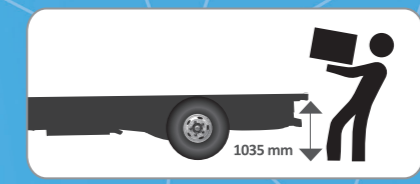
3 years or 300 000 km



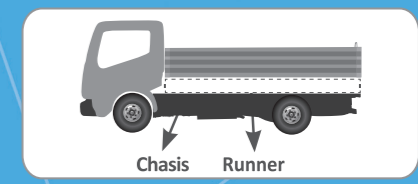
ZYAADA PAYLOAD & LOADING SPACE



Rated Payload up to 4885 kg* Options

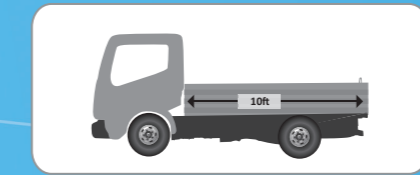


Low Loading Platform Height

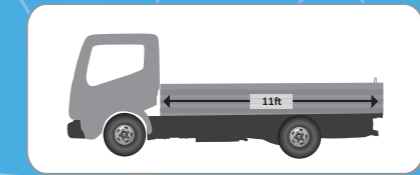


Runner Mounted Load Body

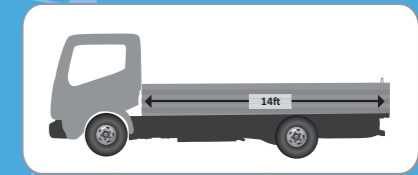
LOAD BODY LENGTH OPTIONS



3160mm (10 ft)



3415mm (11 ft)



4230mm (14 ft)

LOAD BODY OPTIONS



CAB CHASSIS (CBC)



FIXED SIDE DECK (FSD)



HIGH SIDE DECK (HSD)

APPLICATIONS

Daily Needs



Fruit and Vegetables



Grocery and FMCG



Food Grains



Beverages

Industrial Needs



Cement



Hardware




Construction Material



Industrial Goods

Business Needs



Textile



Furniture



LPG



Catering

And Many More